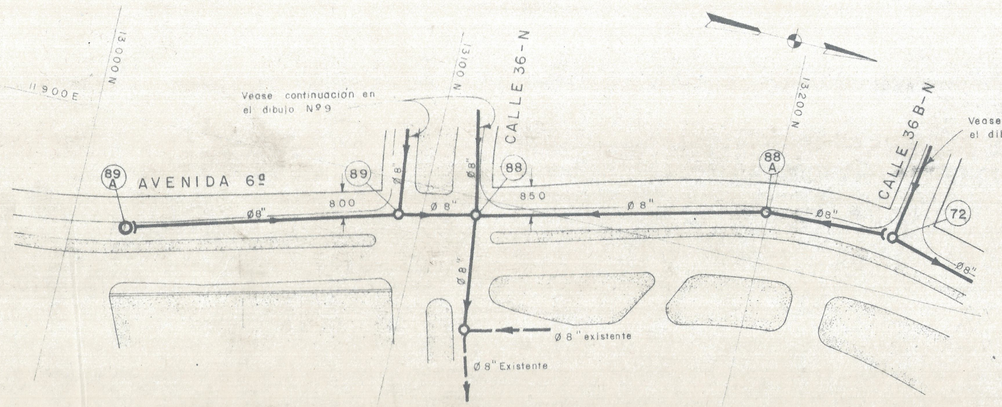

PLANTA

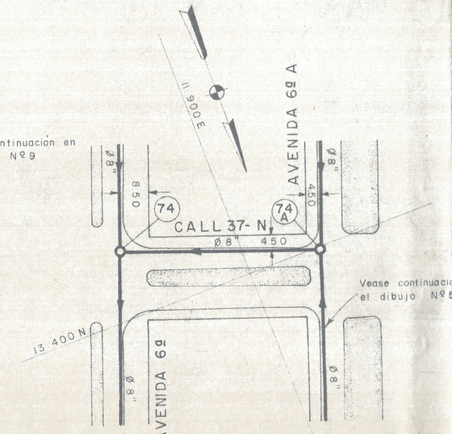

PLANTA

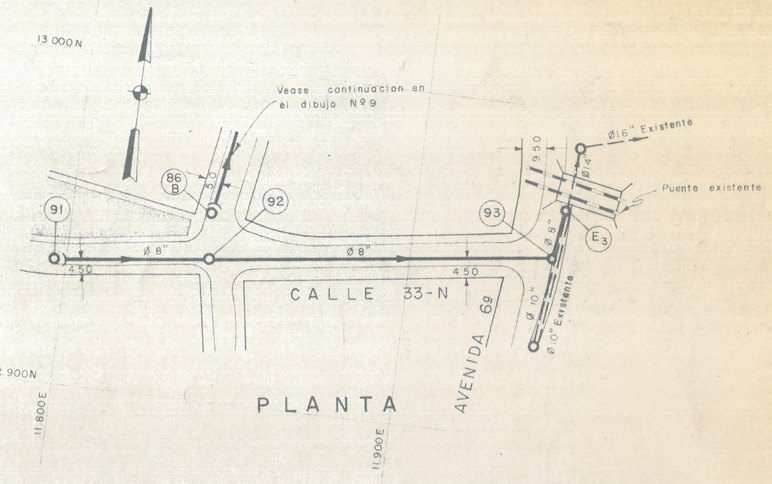

PLANTA

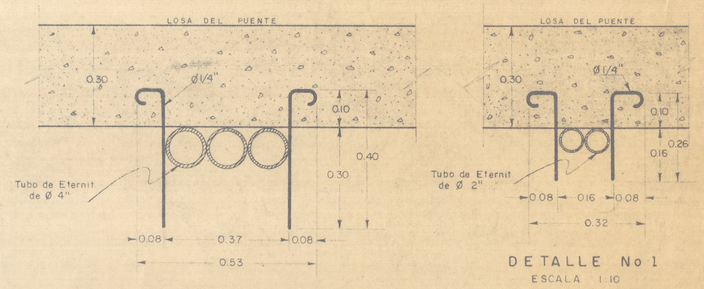

DETALLE No. 2
ESCALA 1:10

DETALLE No 1
ESCALA 1:10

DETALLE DE GANCHO DE SUSPENSION
Ver Dib. No. 18

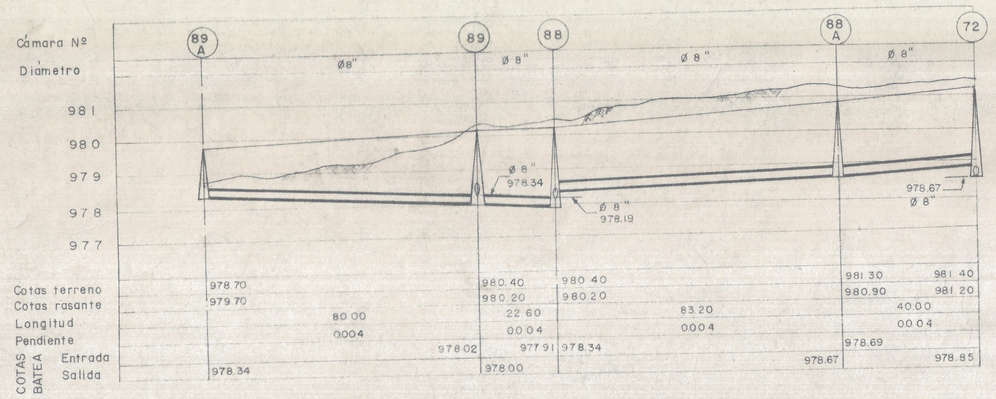

PERFIL

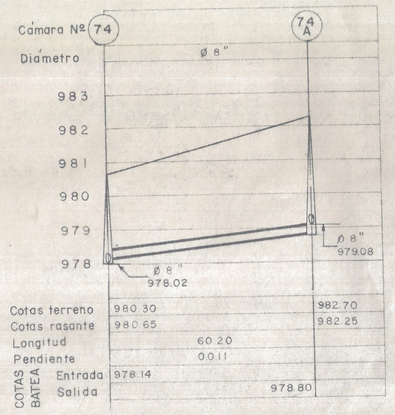

PERFIL

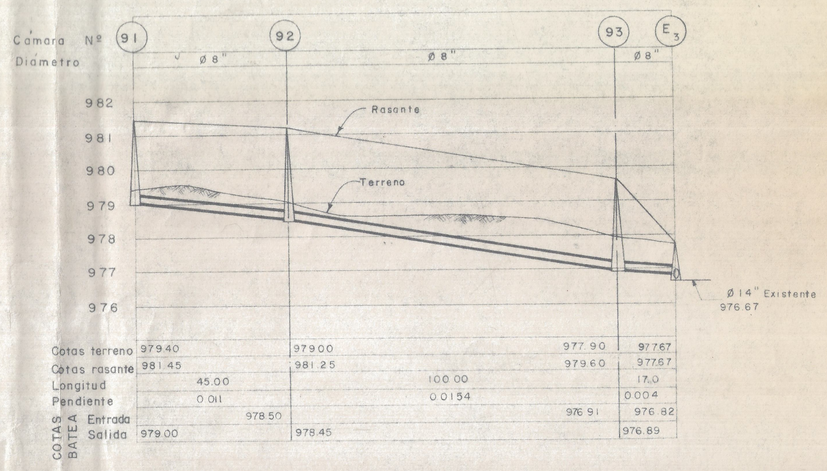

PERFIL

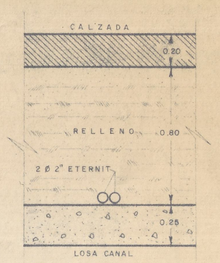

DETALLE No 3
ESCALA 1:20

Calle 40-N. — AV. 6-N.
Ver dib. No. 16

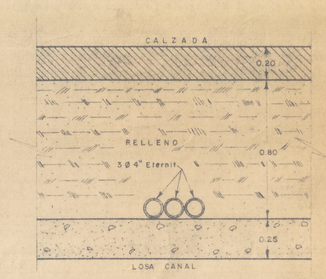

DETALLE No. 4
ESCALA 1:20

Calle 40-N. — AV. 6-N.
Ver dib. No. 16

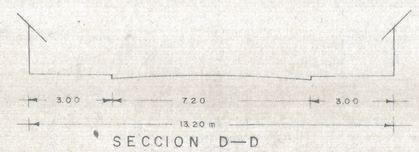

SECCION D—D



SECCION A—A

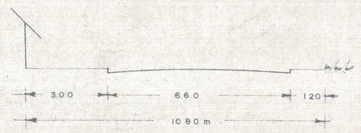

SECCION E—E



SECCION A_1 — A_1



SECCION B—B

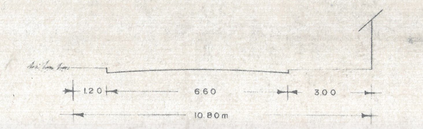

SECCION E_1 — E_1

SECCION B_1 — B_1



SECCION E2—E2

SECCION B2—B2



SECCION F—F



SECCION C — C

SECCIONES DE LAS CALLES Y AVENIDAS DE LA URBANIZACION
VER PLANTA EN DIBUJO Nº2

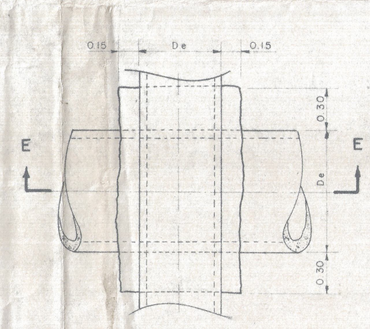

PLANTA

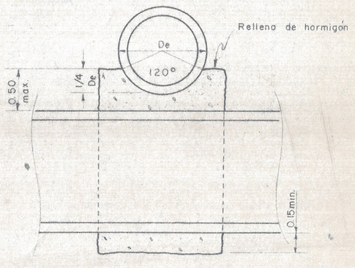

SECCION E-E

NOTA: Cuna de hormigón requerida cuando el ancho de la zanja es igual ó mayor que la longitud de un tubo — menos 0.80 m. y la separación entre las tuberías excede de un (1) metro.

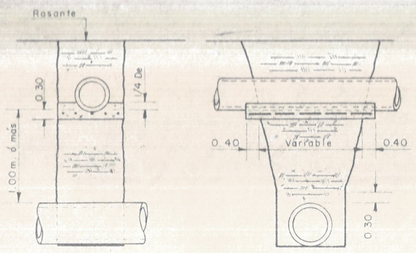

PROTECCION DE LAS TUBERIAS
EN LOS CRUCES

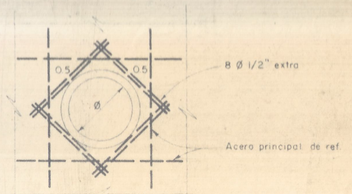

REFUERZO TIPICO DE
HUECO EN PARED

Notas: 1. Véanse las plantas de las calles y avenidas en el dibujo Nº 2

URBANIZACION CHIPICHAPE PROPIEDAD DE LOS FERROCARRILES NACIONALES - DIVISION PACIFICO	HERNANDO GONZALEZ HURTADO INGENIERO CONSULTOR EDIFICIO ZACCOUR OFICINA No. 8-14 CALI, VALLE	ALCANTARILLADO SANITARIO PLANTAS Y PERFILES DETALLES MISCELANEOS ESCALAS H=1:1000 , V=1:100	EMPRESAS MUNICIPALES DE CALI ALCANTARILLADO Revisado Aprobado CALI de 1969

Hoja del Plano de Cali Nº
Dibujo Nº 10
Son Dibujos
Archivo
Observaciones: